

DIFFERENTIATION

OVERVIEW In Chapter 2, we defined the slope of a curve at a point as the limit of secant slopes. This limit, called a derivative, measures the rate at which a function changes, and it is one of the most important ideas in calculus. Derivatives are used to calculate velocity and acceleration, to estimate the rate of spread of a disease, to set levels of production so as to maximize efficiency, to find the best dimensions of a cylindrical can, to find the age of a prehistoric artifact, and for many other applications. In this chapter, we develop techniques to calculate derivatives easily and learn how to use derivatives to approximate complicated functions.

3.1 The Derivative as a Function

HISTORICAL ESSAY

The Derivative



At the end of Chapter 2, we defined the slope of a curve $y = f(x)$ at the point where $x = x_0$ to be

$$\lim_{h \rightarrow 0} \frac{f(x_0 + h) - f(x_0)}{h}.$$

We called this limit, when it existed, the derivative of f at x_0 . We now investigate the derivative as a *function* derived from f by considering the limit at each point of the domain of f .

DEFINITION Derivative Function

The **derivative** of the function $f(x)$ with respect to the variable x is the function f' whose value at x is

$$f'(x) = \lim_{h \rightarrow 0} \frac{f(x + h) - f(x)}{h},$$

provided the limit exists.

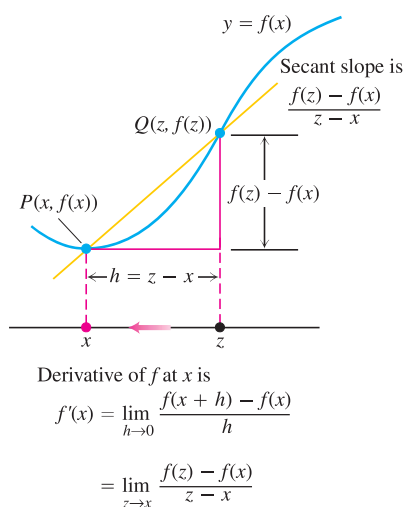


FIGURE 3.1 The way we write the difference quotient for the derivative of a function f depends on how we label the points involved.

We use the notation $f(x)$ rather than simply f in the definition to emphasize the independent variable x , which we are differentiating with respect to. The domain of f' is the set of points in the domain of f for which the limit exists, and the domain may be the same or smaller than the domain of f . If f' exists at a particular x , we say that f is **differentiable (has a derivative)** at x . If f' exists at every point in the domain of f , we call f **differentiable**.

If we write $z = x + h$, then $h = z - x$ and h approaches 0 if and only if z approaches x . Therefore, an equivalent definition of the derivative is as follows (see Figure 3.1).

Alternative Formula for the Derivative

$$f'(x) = \lim_{z \rightarrow x} \frac{f(z) - f(x)}{z - x}.$$

Calculating Derivatives from the Definition

The process of calculating a derivative is called **differentiation**. To emphasize the idea that differentiation is an operation performed on a function $y = f(x)$, we use the notation

$$\frac{d}{dx} f(x)$$

as another way to denote the derivative $f'(x)$. Examples 2 and 3 of Section 2.7 illustrate the differentiation process for the functions $y = mx + b$ and $y = 1/x$. Example 2 shows that

$$\frac{d}{dx} (mx + b) = m.$$

For instance,

$$\frac{d}{dx} \left(\frac{3}{2}x - 4 \right) = \frac{3}{2}.$$

In Example 3, we see that

$$\frac{d}{dx} \left(\frac{1}{x} \right) = -\frac{1}{x^2}.$$

Here are two more examples.



EXAMPLE 1 Applying the Definition

Differentiate $f(x) = \frac{x}{x-1}$.

Solution Here we have $f(x) = \frac{x}{x-1}$

and

$$\begin{aligned}
 f(x+h) &= \frac{(x+h)}{(x+h)-1}, \text{ so} \\
 f'(x) &= \lim_{h \rightarrow 0} \frac{f(x+h) - f(x)}{h} \\
 &= \frac{\frac{x+h}{x+h-1} - \frac{x}{x-1}}{h} \\
 &= \lim_{h \rightarrow 0} \frac{1}{h} \cdot \frac{(x+h)(x-1) - x(x+h-1)}{(x+h-1)(x-1)} \quad \frac{a}{b} - \frac{c}{d} = \frac{ad - cb}{bd} \\
 &= \lim_{h \rightarrow 0} \frac{1}{h} \cdot \frac{-h}{(x+h-1)(x-1)} \\
 &= \lim_{h \rightarrow 0} \frac{-1}{(x+h-1)(x-1)} = \frac{-1}{(x-1)^2}.
 \end{aligned}$$



EXAMPLE 2 Derivative of the Square Root Function

- (a) Find the derivative of $y = \sqrt{x}$ for $x > 0$.
 (b) Find the tangent line to the curve $y = \sqrt{x}$ at $x = 4$.

You will often need to know the derivative of \sqrt{x} for $x > 0$:

$$\frac{d}{dx} \sqrt{x} = \frac{1}{2\sqrt{x}}.$$

Solution

- (a) We use the equivalent form to calculate f' :

$$\begin{aligned}
 f'(x) &= \lim_{z \rightarrow x} \frac{f(z) - f(x)}{z - x} \\
 &= \lim_{z \rightarrow x} \frac{\sqrt{z} - \sqrt{x}}{z - x} \\
 &= \lim_{z \rightarrow x} \frac{\sqrt{z} - \sqrt{x}}{(\sqrt{z} - \sqrt{x})(\sqrt{z} + \sqrt{x})} \\
 &= \lim_{z \rightarrow x} \frac{1}{\sqrt{z} + \sqrt{x}} = \frac{1}{2\sqrt{x}}.
 \end{aligned}$$

- (b) The slope of the curve at $x = 4$ is

$$f'(4) = \frac{1}{2\sqrt{4}} = \frac{1}{4}.$$

The tangent is the line through the point $(4, 2)$ with slope $1/4$ (Figure 3.2):

$$y = 2 + \frac{1}{4}(x - 4)$$

$$y = \frac{1}{4}x + 1.$$

We consider the derivative of $y = \sqrt{x}$ when $x = 0$ in Example 6.

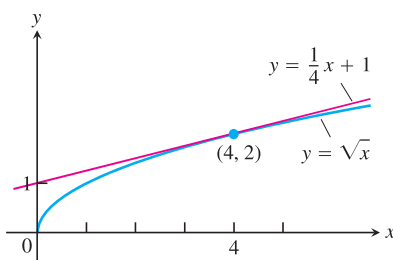


FIGURE 3.2 The curve $y = \sqrt{x}$ and its tangent at $(4, 2)$. The tangent's slope is found by evaluating the derivative at $x = 4$ (Example 2).

Notations

There are many ways to denote the derivative of a function $y = f(x)$, where the independent variable is x and the dependent variable is y . Some common alternative notations for the derivative are

$$f'(x) = y' = \frac{dy}{dx} = \frac{df}{dx} = \frac{d}{dx} f(x) = D(f)(x) = D_x f(x).$$

The symbols d/dx and D indicate the operation of differentiation and are called **differentiation operators**. We read dy/dx as “the derivative of y with respect to x ,” and df/dx and $(d/dx)f(x)$ as “the derivative of f with respect to x .” The “prime” notations y' and f' come from notations that Newton used for derivatives. The d/dx notations are similar to those used by Leibniz. The symbol dy/dx should not be regarded as a ratio (until we introduce the idea of “differentials” in Section 3.8).

Be careful not to confuse the notation $D(f)$ as meaning the domain of the function f instead of the derivative function f' . The distinction should be clear from the context.

To indicate the value of a derivative at a specified number $x = a$, we use the notation

$$f'(a) = \left. \frac{dy}{dx} \right|_{x=a} = \left. \frac{df}{dx} \right|_{x=a} = \left. \frac{d}{dx} f(x) \right|_{x=a}.$$

For instance, in Example 2b we could write

$$f'(4) = \left. \frac{d}{dx} \sqrt{x} \right|_{x=4} = \left. \frac{1}{2\sqrt{x}} \right|_{x=4} = \frac{1}{2\sqrt{4}} = \frac{1}{4}.$$

To evaluate an expression, we sometimes use the right bracket $]$ in place of the vertical bar $|$.

Graphing the Derivative

We can often make a reasonable plot of the derivative of $y = f(x)$ by estimating the slopes on the graph of f . That is, we plot the points $(x, f'(x))$ in the xy -plane and connect them with a smooth curve, which represents $y = f'(x)$.



EXAMPLE 3 Graphing a Derivative

Graph the derivative of the function $y = f(x)$ in Figure 3.3a.

Solution We sketch the tangents to the graph of f at frequent intervals and use their slopes to estimate the values of $f'(x)$ at these points. We plot the corresponding $(x, f'(x))$ pairs and connect them with a smooth curve as sketched in Figure 3.3b. ■

What can we learn from the graph of $y = f'(x)$? At a glance we can see

1. where the rate of change of f is positive, negative, or zero;
2. the rough size of the growth rate at any x and its size in relation to the size of $f(x)$;
3. where the rate of change itself is increasing or decreasing.

Here's another example.

EXAMPLE 4 Concentration of Blood Sugar

On April 23, 1988, the human-powered airplane *Daedalus* flew a record-breaking 119 km from Crete to the island of Santorini in the Aegean Sea, southeast of mainland Greece. Dur-

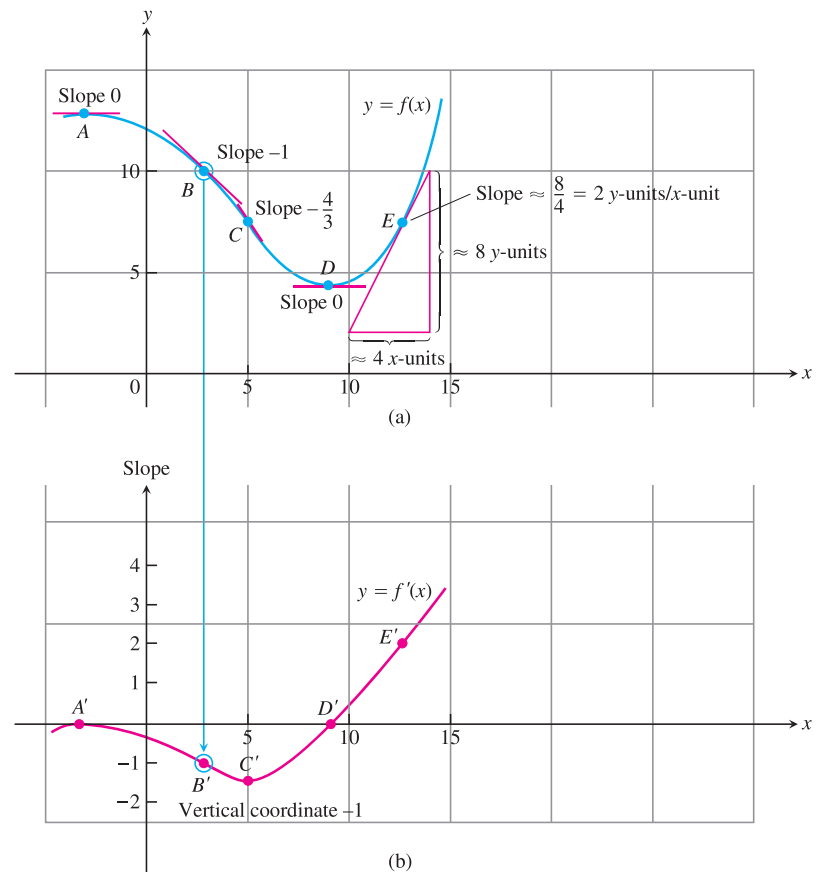


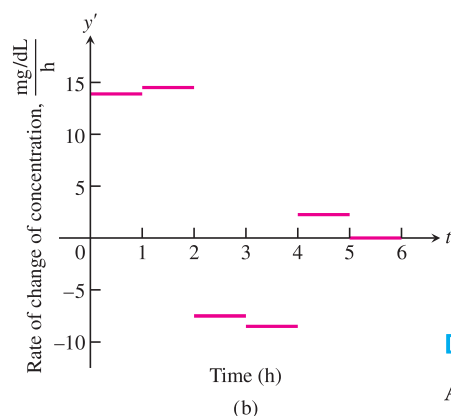
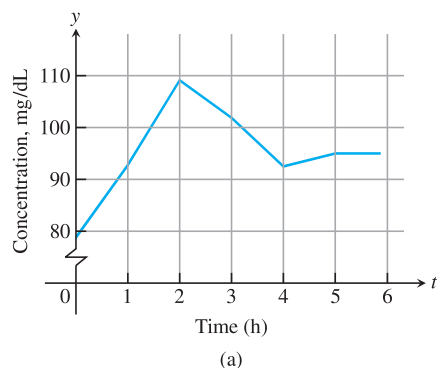
FIGURE 3.3 We made the graph of $y = f'(x)$ in (b) by plotting slopes from the graph of $y = f(x)$ in (a). The vertical coordinate of B' is the slope at B and so on. The graph of f' is a visual record of how the slope of f changes with x .

ing the 6-hour endurance tests before the flight, researchers monitored the prospective pilots' blood-sugar concentrations. The concentration graph for one of the athlete-pilots is shown in Figure 3.4a, where the concentration in milligrams/deciliter is plotted against time in hours.

The graph consists of line segments connecting data points. The constant slope of each segment gives an estimate of the derivative of the concentration between measurements. We calculated the slope of each segment from the coordinate grid and plotted the derivative as a step function in Figure 3.4b. To make the plot for the first hour, for instance, we observed that the concentration increased from about 79 mg/dL to 93 mg/dL. The net increase was $\Delta y = 93 - 79 = 14$ mg/dL. Dividing this by $\Delta t = 1$ hour gave the rate of change as

$$\frac{\Delta y}{\Delta t} = \frac{14}{1} = 14 \text{ mg/dL per hour.}$$

Notice that we can make no estimate of the concentration's rate of change at times $t = 1, 2, \dots, 5$, where the graph we have drawn for the concentration has a corner and no slope. The derivative step function is not defined at these times. ■



Daedalus's flight path on April 23, 1988

FIGURE 3.4 (a) Graph of the sugar concentration in the blood of a *Daedalus* pilot during a 6-hour preflight endurance test. (b) The derivative of the pilot's blood-sugar concentration shows how rapidly the concentration rose and fell during various portions of the test.

Differentiable on an Interval; One-Sided Derivatives

A function $y = f(x)$ is **differentiable** on an open interval (finite or infinite) if it has a derivative at each point of the interval. It is differentiable on a closed interval $[a, b]$ if it is differentiable on the interior (a, b) and if the limits

$$\lim_{h \rightarrow 0^+} \frac{f(a+h) - f(a)}{h} \quad \text{Right-hand derivative at } a$$

$$\lim_{h \rightarrow 0^-} \frac{f(b+h) - f(b)}{h} \quad \text{Left-hand derivative at } b$$

exist at the endpoints (Figure 3.5).

Right-hand and left-hand derivatives may be defined at any point of a function's domain. The usual relation between one-sided and two-sided limits holds for these derivatives. Because of Theorem 6, Section 2.4, a function has a derivative at a point if and only if it has left-hand and right-hand derivatives there, and these one-sided derivatives are equal.

EXAMPLE 5 $y = |x|$ Is Not Differentiable at the Origin

Show that the function $y = |x|$ is differentiable on $(-\infty, 0)$ and $(0, \infty)$ but has no derivative at $x = 0$.

Solution To the right of the origin,

$$\frac{d}{dx}(|x|) = \frac{d}{dx}(x) = \frac{d}{dx}(1 \cdot x) = 1. \quad \frac{d}{dx}(mx + b) = m, |x| = x$$

To the left,

$$\frac{d}{dx}(|x|) = \frac{d}{dx}(-x) = \frac{d}{dx}(-1 \cdot x) = -1 \quad |x| = -x$$

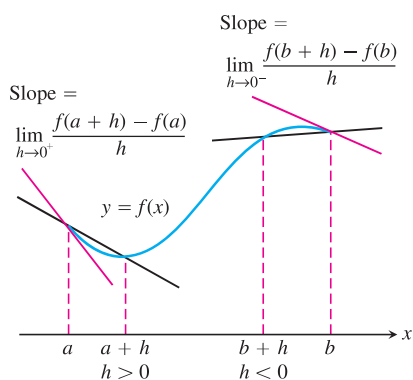


FIGURE 3.5 Derivatives at endpoints are one-sided limits.

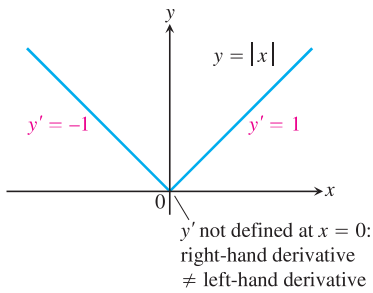


FIGURE 3.6 The function $y = |x|$ is not differentiable at the origin where the graph has a “corner.”

(Figure 3.6). There can be no derivative at the origin because the one-sided derivatives differ there:

$$\begin{aligned}\text{Right-hand derivative of } |x| \text{ at zero} &= \lim_{h \rightarrow 0^+} \frac{|0 + h| - |0|}{h} = \lim_{h \rightarrow 0^+} \frac{|h|}{h} \\ &= \lim_{h \rightarrow 0^+} \frac{h}{h} \quad |h| = h \text{ when } h > 0. \\ &= \lim_{h \rightarrow 0^+} 1 = 1\end{aligned}$$

$$\begin{aligned}\text{Left-hand derivative of } |x| \text{ at zero} &= \lim_{h \rightarrow 0^-} \frac{|0 + h| - |0|}{h} = \lim_{h \rightarrow 0^-} \frac{|h|}{h} \\ &= \lim_{h \rightarrow 0^-} \frac{-h}{h} \quad |h| = -h \text{ when } h < 0. \\ &= \lim_{h \rightarrow 0^-} -1 = -1.\end{aligned}$$

EXAMPLE 6 $y = \sqrt{x}$ Is Not Differentiable at $x = 0$

In Example 2 we found that for $x > 0$,

$$\frac{d}{dx} \sqrt{x} = \frac{1}{2\sqrt{x}}.$$

We apply the definition to examine if the derivative exists at $x = 0$:

$$\lim_{h \rightarrow 0^+} \frac{\sqrt{0 + h} - \sqrt{0}}{h} = \lim_{h \rightarrow 0^+} \frac{1}{\sqrt{h}} = \infty.$$

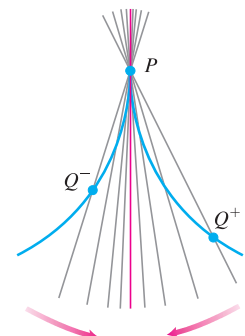
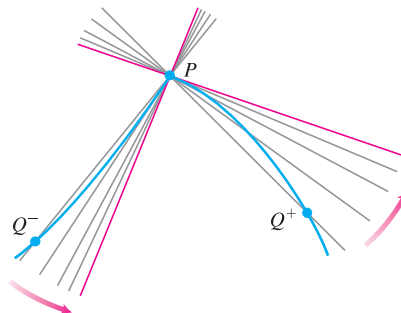
Since the (right-hand) limit is not finite, there is no derivative at $x = 0$. Since the slopes of the secant lines joining the origin to the points (h, \sqrt{h}) on a graph of $y = \sqrt{x}$ approach ∞ , the graph has a *vertical tangent* at the origin.

When Does a Function *Not* Have a Derivative at a Point?

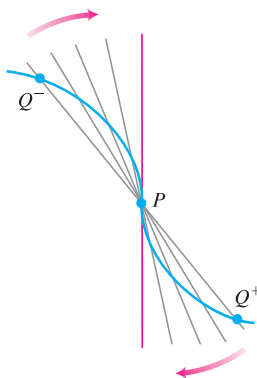
A function has a derivative at a point x_0 if the slopes of the secant lines through $P(x_0, f(x_0))$ and a nearby point Q on the graph approach a limit as Q approaches P . Whenever the secants fail to take up a limiting position or become vertical as Q approaches P , the derivative does not exist. Thus differentiability is a “smoothness” condition on the graph of f . A function whose graph is otherwise smooth will fail to have a derivative at a point for several reasons, such as at points where the graph has



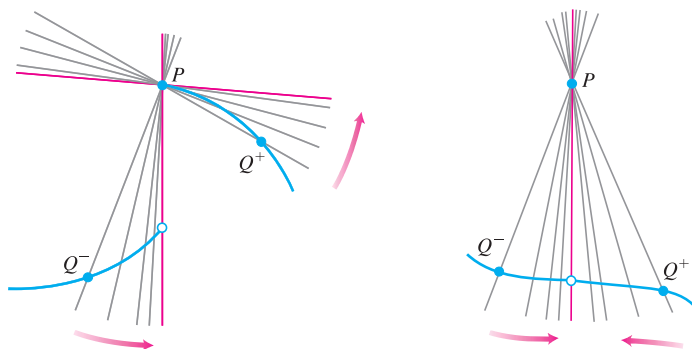
1. a *corner*, where the one-sided derivatives differ.
2. a *cusp*, where the slope of PQ approaches ∞ from one side and $-\infty$ from the other.



3. a *vertical tangent*, where the slope of PQ approaches ∞ from both sides or approaches $-\infty$ from both sides (here, $-\infty$).



4. a *discontinuity*.



Differentiable Functions Are Continuous

A function is continuous at every point where it has a derivative.

THEOREM 1 Differentiability Implies Continuity

If f has a derivative at $x = c$, then f is continuous at $x = c$.

Proof Given that $f'(c)$ exists, we must show that $\lim_{x \rightarrow c} f(x) = f(c)$, or equivalently, that $\lim_{h \rightarrow 0} f(c + h) = f(c)$. If $h \neq 0$, then

$$\begin{aligned} f(c + h) &= f(c) + (f(c + h) - f(c)) \\ &= f(c) + \frac{f(c + h) - f(c)}{h} \cdot h. \end{aligned}$$

Now take limits as $h \rightarrow 0$. By Theorem 1 of Section 2.2,

$$\begin{aligned}\lim_{h \rightarrow 0} f(c + h) &= \lim_{h \rightarrow 0} f(c) + \lim_{h \rightarrow 0} \frac{f(c + h) - f(c)}{h} \cdot \lim_{h \rightarrow 0} h \\ &= f(c) + f'(c) \cdot 0 \\ &= f(c) + 0 \\ &= f(c).\end{aligned}$$

■

Similar arguments with one-sided limits show that if f has a derivative from one side (right or left) at $x = c$ then f is continuous from that side at $x = c$.

Theorem 1 on page 154 says that if a function has a discontinuity at a point (for instance, a jump discontinuity), then it cannot be differentiable there. The greatest integer function $y = \lfloor x \rfloor = \text{int } x$ fails to be differentiable at every integer $x = n$ (Example 4, Section 2.6).

CAUTION The converse of Theorem 1 is false. A function need not have a derivative at a point where it is continuous, as we saw in Example 5.

The Intermediate Value Property of Derivatives

Not every function can be some function's derivative, as we see from the following theorem.

THEOREM 2

If a and b are any two points in an interval on which f is differentiable, then f' takes on every value between $f'(a)$ and $f'(b)$.

Theorem 2 (which we will not prove) says that a function cannot be a derivative on an interval unless it has the Intermediate Value Property there. For example, the unit step function in Figure 3.7 cannot be the derivative of any real-valued function on the real line. In Chapter 5 we will see that every continuous function is a derivative of some function.

In Section 4.4, we invoke Theorem 2 to analyze what happens at a point on the graph of a twice-differentiable function where it changes its “bending” behavior.

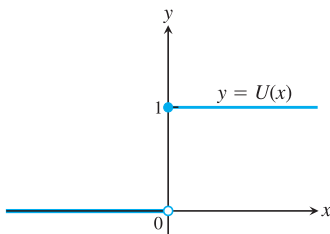


FIGURE 3.7 The unit step function does not have the Intermediate Value Property and cannot be the derivative of a function on the real line.

EXERCISES 3.1

Finding Derivative Functions and Values

Using the definition, calculate the derivatives of the functions in Exercises 1–6. Then find the values of the derivatives as specified.

1. $f(x) = 4 - x^2$; $f'(-3)$, $f'(0)$, $f'(1)$
2. $F(x) = (x - 1)^2 + 1$; $F'(-1)$, $F'(0)$, $F'(2)$
3. $g(t) = \frac{1}{t^2}$; $g'(-1)$, $g'(2)$, $g'(\sqrt{3})$



4. $k(z) = \frac{1-z}{2z}$; $k'(-1)$, $k'(1)$, $k'(\sqrt{2})$
5. $p(\theta) = \sqrt{3\theta}$; $p'(1)$, $p'(3)$, $p'(2/3)$
6. $r(s) = \sqrt{2s + 1}$; $r'(0)$, $r'(1)$, $r'(1/2)$

In Exercises 7–12, find the indicated derivatives.

7. $\frac{dy}{dx}$ if $y = 2x^3$
8. $\frac{dr}{ds}$ if $r = \frac{s^3}{2} + 1$





9. $\frac{ds}{dt}$ if $s = \frac{t}{2t+1}$

10. $\frac{dv}{dt}$ if $v = t - \frac{1}{t}$

11. $\frac{dp}{dq}$ if $p = \frac{1}{\sqrt{q+1}}$

12. $\frac{dz}{dw}$ if $z = \frac{1}{\sqrt{3w-2}}$

Slopes and Tangent Lines

In Exercises 13–16, differentiate the functions and find the slope of the tangent line at the given value of the independent variable.



13. $f(x) = x + \frac{9}{x}$, $x = -3$

14. $k(x) = \frac{1}{2+x}$, $x = 2$

15. $s = t^3 - t^2$, $t = -1$

16. $y = (x+1)^3$, $x = -2$

In Exercises 17–18, differentiate the functions. Then find an equation of the tangent line at the indicated point on the graph of the function.



17. $y = f(x) = \frac{8}{\sqrt{x-2}}$, $(x, y) = (6, 4)$

18. $w = g(z) = 1 + \sqrt{4-z}$, $(z, w) = (3, 2)$

In Exercises 19–22, find the values of the derivatives.



19. $\left. \frac{ds}{dt} \right|_{t=-1}$ if $s = 1 - 3t^2$

20. $\left. \frac{dy}{dx} \right|_{x=\sqrt{3}}$ if $y = 1 - \frac{1}{x}$

21. $\left. \frac{dr}{d\theta} \right|_{\theta=0}$ if $r = \frac{2}{\sqrt{4-\theta}}$

22. $\left. \frac{dw}{dz} \right|_{z=4}$ if $w = z + \sqrt{z}$

Using the Alternative Formula for Derivatives

Use the formula

$$f'(x) = \lim_{z \rightarrow x} \frac{f(z) - f(x)}{z - x}$$

to find the derivative of the functions in Exercises 23–26.



23. $f(x) = \frac{1}{x+2}$

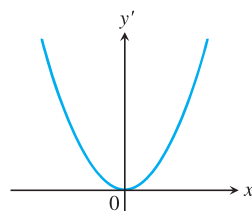
24. $f(x) = \frac{1}{(x-1)^2}$

25. $g(x) = \frac{x}{x-1}$

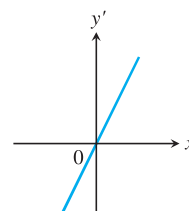
26. $g(x) = 1 + \sqrt{x}$

Graphs

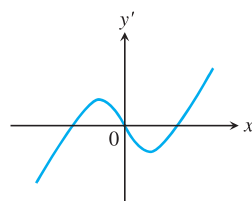
Match the functions graphed in Exercises 27–30 with the derivatives graphed in the accompanying figures (a)–(d).



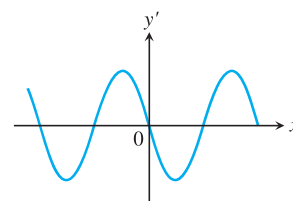
(a)



(b)

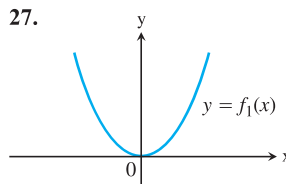


(c)

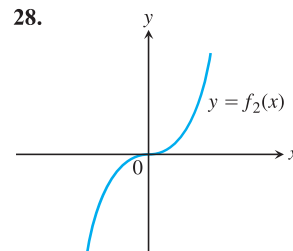


(d)

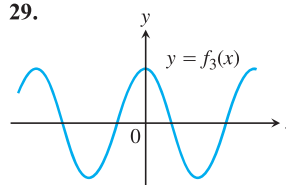
27.



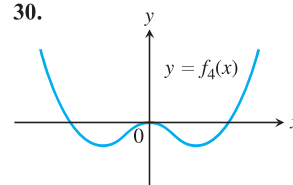
28.



29.



30.



31. a. The graph in the accompanying figure is made of line segments joined end to end. At which points of the interval $[-4, 6]$ is f' not defined? Give reasons for your answer.

